


# Castle's Outer Gate

PCM212421



Item no. PCM212421-0901	
General Product Information	
Dimensions LxWxH	958x1156x440 cm
Age group	4+
Play capacity (users)	33
Colour options	●



The Castle's Outer Gate is a fabulous play structure. The rich variation of play challenges will attract and stimulate hours of play. The inclined climbing access points support cross-coordination, which in turn supports intellectual development. The two towers and the curved bridge make fine outlook posts. The double slide adds thrill and take children back to the

ground in social play. Sliding additionally trains the sense of balance. On the other side of the Castle's Outer Gate, the track ride adds thrill and trains the sense of space, fundamental for managing the world securely. Under platforms there are spaces for dramatic and social play, with special surprises such as the treasure chest or slime door, which will inspire dramatic

play and stimulate language development.

# Castle's Outer Gate

PCM212421




## Cannon

**Cognitive:** the cannon set a tangible theme and thus spur dramatic play. Dramatic play supports language and communication skills.



## Track Ride

**Physical:** train arm and core muscles. Bone density when jumping down from the handholds and motor skills like agility, balance and coordination are supported. **Social-Emotional:** cooperation, consideration, turn-taking, risk-taking, self-confidence.



## Double slide

**Physical:** sliding develops spatial awareness and a sense of balance. Furthermore, the core muscles are trained when sitting upright going down. **Social-Emotional:** invites socializing, supports parent-child and peer-to-peer play. **Cognitive:** young children train their understanding of space, speed and distances when sliding down quickly.



## Rock climber

**Physical:** supports cross coordination and leg, arm and hand strength. **Social-Emotional:** the inclination makes climbing feel secure, especially for younger children.



## Treasure box

**Cognitive:** object permanence: hiding objects and finding them again. Spurs exploration and dramatic play, stimulating conversations.



## Slime door

**Physical:** tactile stimulation from moving the body through the rubber slime door. **Social-Emotional:** stimulates turn-taking. **Cognitive:** the slime door encourages hide-and-seek or peek a boo games that trains the understanding of object permanence in toddlers.



## Window

**Social-Emotional:** invites interaction between sides and cooperative play.

# Castle's Outer Gate

PCM212421



Panels of 19mm EcoCore™. EcoCore™ is a highly durable, eco friendly material, which is not only recyclable after use, but also consists of material produced from +95% recycled post consumer material from food packing waste.



Main posts with hot dip galvanised steel footing are available in different materials: Pressure impregnated pine wood posts. Pre-galvanised inside and outside with powder coated top finish steel posts. Lead free aluminium with colour anodised top finish.



All decks are supported by unique designed low-carbon aluminum profiles with multiple attachment options. The grey colored molded decks are made of 75% post-consumer waste PP material with a non-skid pattern and texture surface.

Item no. PCM212421-0901	
Installation Information	
Max. fall height	173 cm
Safety surfacing area	69.0 m <sup>2</sup>
Total installation time	39.8
Excavation volume	2.27 m <sup>3</sup>
Concrete volume	0.96 m <sup>3</sup>
Footing depth (standard)	90 cm
Shipment weight	1,558 kg
Anchoring options	In-ground ✓ Surface ✓
Warranty Information	
EcoCore HDPE	Lifetime
Post	10 years
PP Decks	10 years
Ropes & nets	10 years
Spare parts guaranteed	10 years



The slides can be chosen in different materials and colours: Straight or curved moulded PE slides in yellow or grey colour. Full stainless steel in on-piece design for more vandalism proof solutions.



The hang-on puller is designed with a welded steel core and covered with low-density PE housing. The two hot dip galvanised steel handles are angled to provide the best possible ergonomic while gliding. The wheels of the puller are made of low noise TPU and installed with sealed ball bearings.



Nets and ropes are made of UV-stabilised PA with inner steel cable reinforcement. The rope is induction treated in order to create a strong connection between steel and rope which leads to good wear resistance.





# Sustainability Data

PCM212421




Cradle to Gate A1-A3	Total CO <sub>2</sub> emission	CO <sub>2</sub> e/kg	Recycled materials
	kg CO <sub>2</sub> e	kg CO <sub>2</sub> e/kg	%
<b>PCM212421-0901</b>	1,876.93	1.68	69.92

The overall framework applied for these factors is the Environmental Product Declaration (EPD), which quantifies "environmental information on the life cycle of a product and enable comparisons between products fulfilling the same function" (ISO, 2006). This follows the structure and applies a Life-Cycle Assessment approach to the entire Product stage from raw material through manufacturing (A1-A3))

**Kompan A/S**  
 C.F. Tietgens Boulevard 32C  
 DK-5220 Odense SØ  
 Denmark



## Verification of CO<sub>2</sub> calculation of: Themed play systems



Data version no. 2023-10-05

The CO<sub>2</sub> calculation and data are in compliance with the principles of a carbon footprint impact according to the GHG protocol (Greenhouse Gas Protocol), Scope 3, cradle to gate related to all individual components in the product category: "Themed play systems" represented by item no.: MSC641100-3717P.

(Scope 3 emissions include emission sources in the upstream and downstream value chain).

**Date: 30. October 2023 | Valid until: 30. October 2025**

Verified by:

Julie Marie Vejsgaard Larsen, LCA & EPD Consultant

Verification based on report: Validation of CO<sub>2</sub> calculation of 9 categories of Kompan product line, version 1.0, prepared by: Bureau Veritas HSE, Denmark: Julie M. V. Larsen.

**Publication date: 30. October 2023**

By Bureau Veritas HSE  
 www.bureauveritas.dk  
 +45 7731 1000

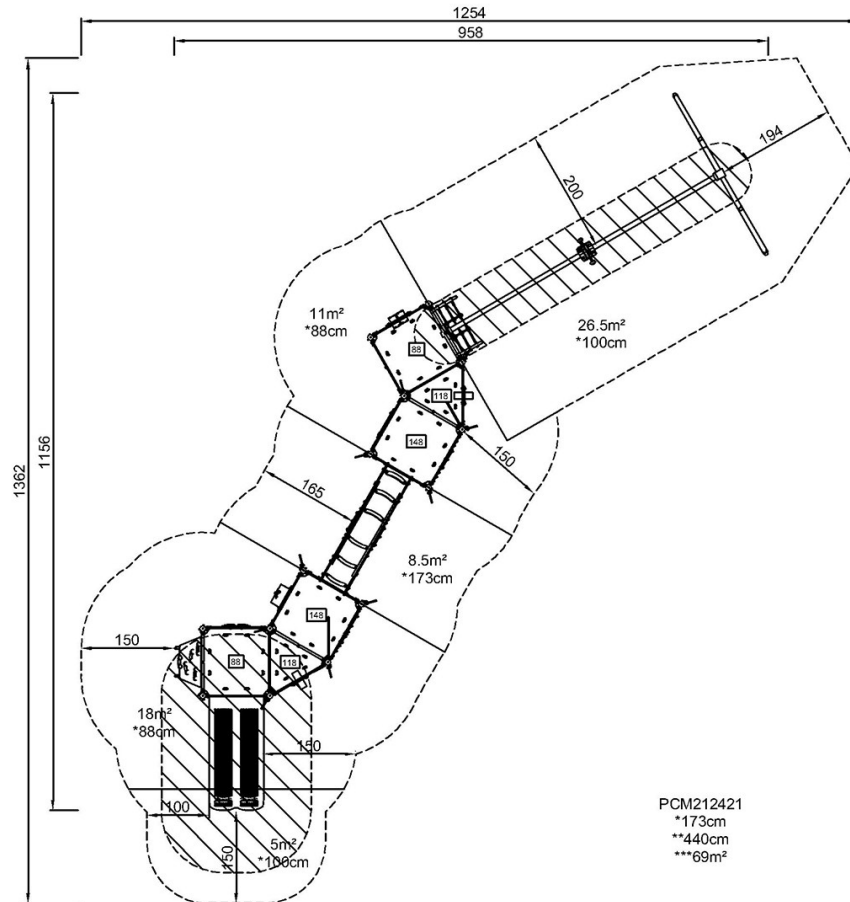


# Castle's Outer Gate

PCM212421

\* Max fall height | \*\* Total height | \*\*\* Safety surfacing area

\* Max fall height | \*\* Total height



PCM212421

[Click to see TOP VIEW](#)

[Click to see SIDE VIEW](#)